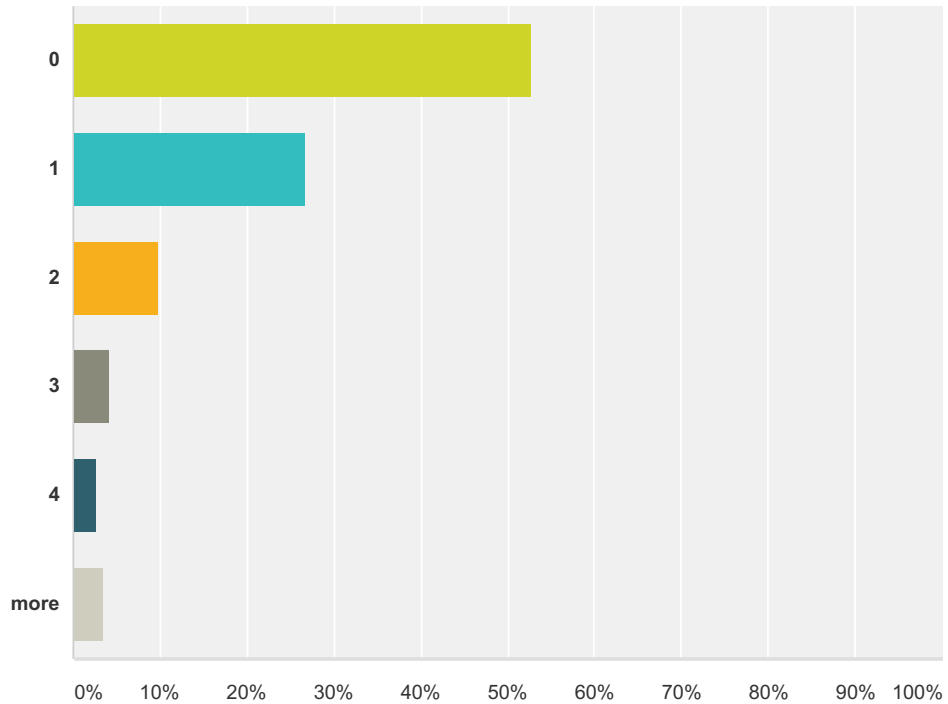


Q1 How frequently in any given two week period would you estimate that your planning time used to cover due to a substitute shortage in your building?

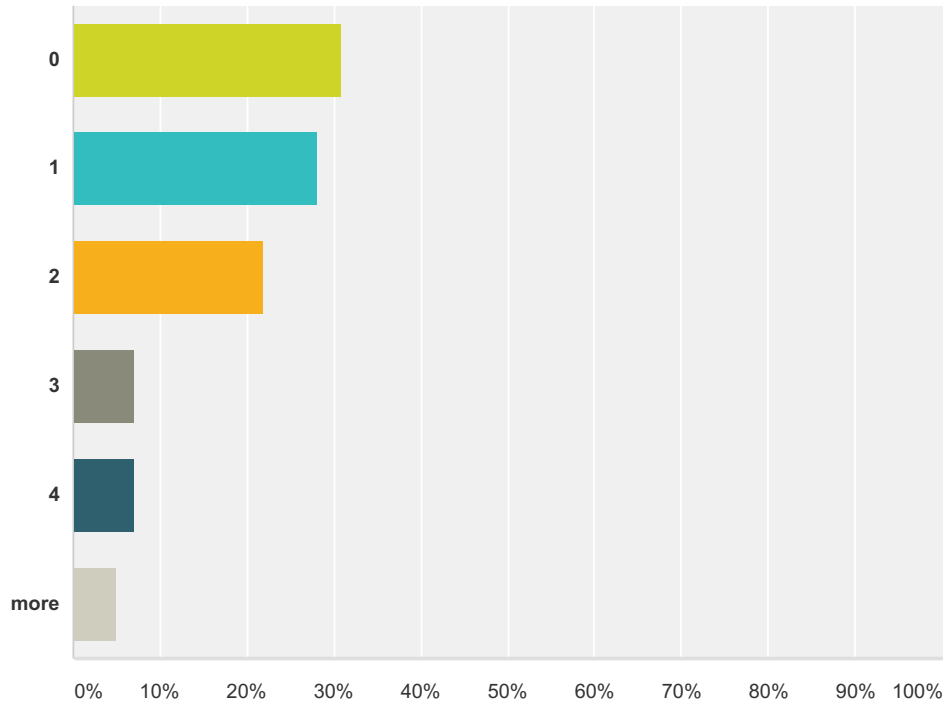
Answered: 142 Skipped: 0



| Answer Choices | Responses |
|----------------|------------|
| 0 | 52.82% 75 |
| 1 | 26.76% 38 |
| 2 | 9.86% 14 |
| 3 | 4.23% 6 |
| 4 | 2.82% 4 |
| more | 3.52% 5 |
| Total | 142 |

Q2 How many times in a given two week period would you estimate you lose planning time due to pre-scheduled conferences? (IEPs, trainings, parent meetings)

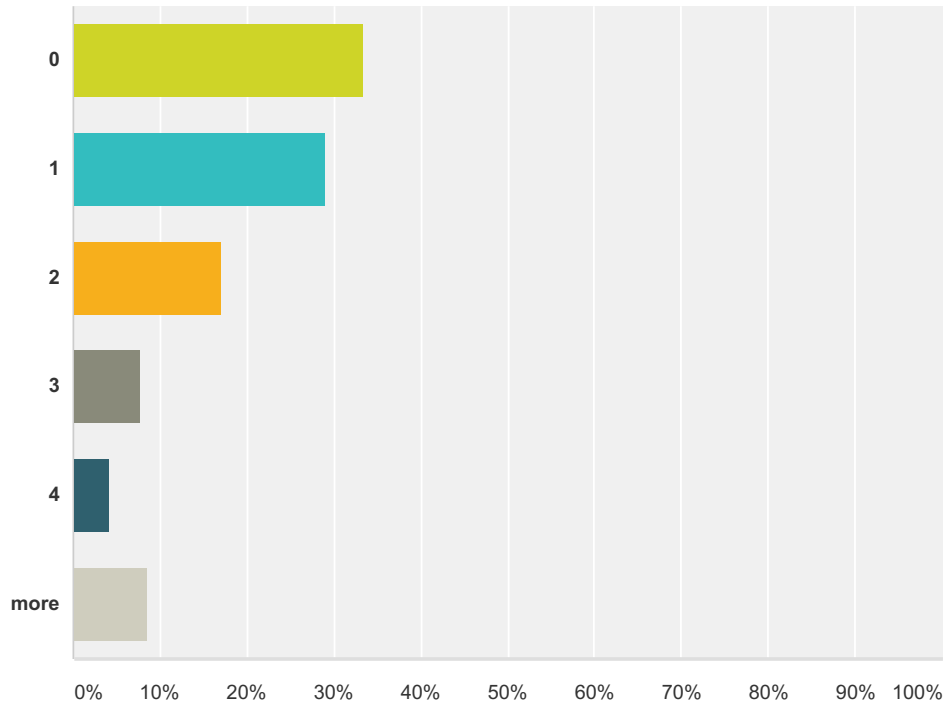
Answered: 142 Skipped: 0



| Answer Choices | Responses |
|----------------|------------|
| 0 | 30.99% 44 |
| 1 | 28.17% 40 |
| 2 | 21.83% 31 |
| 3 | 7.04% 10 |
| 4 | 7.04% 10 |
| more | 4.93% 7 |
| Total | 142 |

Q3 How many times total in any given tow week period would you estimate you lose planning time for any reason that would not be considered an emergency?

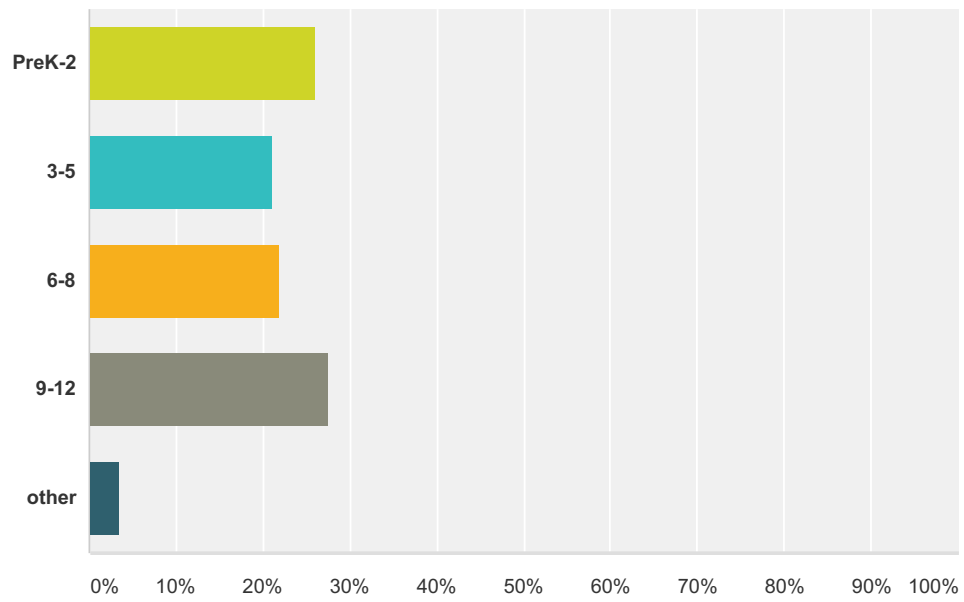
Answered: 141 Skipped: 1



| Answer Choices | Responses | |
|----------------|-----------|------------|
| 0 | 33.33% | 47 |
| 1 | 29.08% | 41 |
| 2 | 17.02% | 24 |
| 3 | 7.80% | 11 |
| 4 | 4.26% | 6 |
| more | 8.51% | 12 |
| Total | | 141 |

Q4 Please indicate the grade level you work with most.

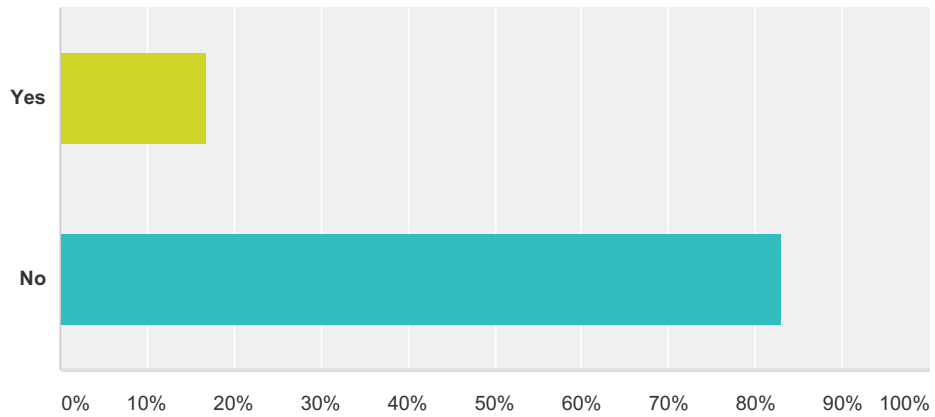
Answered: 142 Skipped: 0



| Answer Choices | Responses |
|----------------|------------|
| PreK-2 | 26.06% 37 |
| 3-5 | 21.13% 30 |
| 6-8 | 21.83% 31 |
| 9-12 | 27.46% 39 |
| other | 3.52% 5 |
| Total | 142 |

Q5 Are you a special educator?

Answered: 142 Skipped: 0



| Answer Choices | Responses | |
|----------------|-----------|------------|
| Yes | 16.90% | 24 |
| No | 83.10% | 118 |
| Total | | 142 |